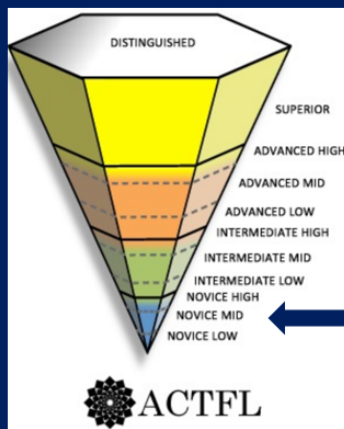


Department of Spanish and Portuguese Studies
University of Florida
SPRING 2023 – Online SPN 1130

online



©American Council on the Teaching of Foreign Languages

SPN 1130: Beginning Spanish I

Knowing how, when, and why to say what to whom.

By the end of SPN 1130, students will communicate using practiced words and phrases to talk about familiar topics related to school, home, and the community. (*)

AND

You will communicate and interact with cultural understanding, using Spanish to function appropriately in basic personal, academic, and career-related situations in multilingual communities at home and around the world.

©The National Standards Collaborative Board



(*) Can you already do this? Consider moving up to a another class! Take the survey on the Spanish Placement page to find out which class is most appropriate for you. Students who are native or heritage speakers must consult with Prof. Victor Jordán-Orozco (vjordan@ufl.edu) prior to enrolling in any Spanish courses.



Professor:
Dr. Crystal Marull

- Email:
- Office: Dauer Hall 251
- Office hours: Online by appointment (ZOOM)

Course Description

This is a 5-credit fully online beginning Spanish course. As a general guideline for online courses, students should plan to dedicate to 3-4 hours of homework per course credit hour. **That's 15-20 hours a week for this course.**

Required Textbooks & Resources

1. Contraseña: Your password to Foundational Spanish.

To register:

1. You will be able to access this platform directly from the UF Canvas Course page.
2. Once the Canvas page is available, click on the tab for Contraseña and you will automatically be brought to the registration page.
3. Once you complete the registration process (please use your UF email only) and log in to the course, you will have 14 days to purchase access (\$75).



CONTRASEÑA

2. LinguaMeeting: Online Spanish Coaching Sessions

To register:

1. Log on to Contraseña. Click on the "getting started" tab from the table of contents. Click on "Register & Access LinguaMeeting". Click on Register.
2. If prompted for the Course ID use 855871.
3. Click to pay with a credit card via paypal and it will show you the fee (~\$75). Pay the fee and continue the enrollment process to complete registration.
4. Select the sessions that best fit your schedule (write them down in your personal calendar, they will not show up on your canvas calendar since each student has a different session/s



LinguaMeeting

Optional but Recommend Resources



A physical Spanish-English dictionary (electronic translators are not permitted for the completion of course activities.)



Spanish Grammar (Quickstudy: Academic) Chart Edition by Inc. BarCharts



Spinelli, Emily. (2012). *English Grammar for Students of Spanish: A Study Guide for Those Learning Spanish* (7th edition). Olivia Hill Press.

Required Digital Tools:




A reliable computer, either a PC running Windows 2000 or later, or a Mac running OS X or later.
Check Contraseña tune-up for browser specifications.



A webcam, sound card, headset with speakers, and a headset with a microphone.



A hi-speed modem (Cable or DSL strongly recommended) and a dependable Internet Service Provider (ISP).

 Webpages for the course		
Canvas (UF's main course page)	elearning.ufl.edu	Log in using Gatorlink username and password.
Contraseña (Virtual language learning platform. A large percentage of homework will be completed here.)	hub.lingrolearning.com	Enroll via the UF Canvas page.
LinguaMeeting: En Vivo (The page to schedule and meet weekly with your language coach)	Access via hub.lingrolearning.com	Enroll purchasing access for 12 Sessions + Experiences
VoiceThread (This page allows students and faculty to interact over multimedia presentations.)	http://Ufl.voicethread.com	Accessible directly through Canvas. Log-in credentials are students' Gatorlink ID and password.
UF Help Desk (The page to consult for technical difficulties.)	http://helpdesk.ufl.edu	Also available by email at helpdesk@ufl.edu and by phone: (352) 392-HELP - select option 2

A note about online classes

The keys to success in this class are generally the same as those in any other class. However, given the nature of online classes, students are responsible for covering a good deal of material on their own. Competency in the basic use of a computer is required to complete numerous independent web-based activities.

The level of proficiency and the final grade attained will depend largely on what a student puts in to his or her learning. Student success requires substantial commitment and proactivity. **Students are expected to dedicate 15-20 hours of study per week** to this class, thus, it is in students' best interest NOT to wait until the last minute to complete assignments.

1. **Time management:** Set time aside EACH DAY to complete class activities.
2. **Questions and confusion:** The instructor(s) want to help you! However, the instructor can only help if the student takes the first step and reaches out.
3. **Don't be shy!** The more willing students are to share, talk and interact with their instructor and classmates, the more they will get out of the course. And, don't worry, everyone feels the same way, even if they don't show it!
4. **Netiquette Communication Courtesy:** All members of the class are expected to follow rules of common courtesy in all email messages, threaded discussions and chats. Please read [the Netiquette Guide for Online Courses](#).

"A learning community is a group of people who share common academic goals and attitudes, who meet semi-regularly to collaborate on classwork." (Lardner & Gillies, 2008).



Students will be assigned to small learning communities with no more than 10 peers. Many of the asynchronous activities will be completed within just the learning group. This will give students the opportunity to establish relationships with their peers and to feel more comfortable talking about themselves and asking personal questions (Identity is the course theme). Students are highly encouraged to reach out to their learning community beyond the assigned activities to form study-buddies or review groups, to ask each other questions about difficult concepts, and to support each other throughout the course.

For LinguaMeeting coaching sessions, students may not necessarily be meeting with the same students from their learning group (due to different schedules). This is also beneficial in that it will challenge students to use their developing Spanish skills to maintain a conversation with less familiar individuals...a skill that will be highly useful as proficiency develops.

Course and Department Policies

Course Communications

The instructor will respond to inquiries submitted within 24 hours on business days. Weekend inquiries will be answered on Monday in the order that they were received.

Students are expected to use UF email or the Canvas email function to communicate with the instructor and/or group members. It is expected that students respond within 24 hours to any individual email sent by the instructor. Delays or failure to respond to emails will affect students' course performance.

Performance Policy

This UF Online course has been developed with the same rigorous standards of content as a campus course. **Expectations of student performance are as high as they are for traditional face-to-face classrooms.**

HonorLock

Exam 1 & 2 will be completed using the services of HonorLock (integrated into Canvas) to validate student identity. HonorLock is an online proctoring service that allows students to take assessment activities from the comfort of their home. It is available 24/7. Students do not need to create an account or schedule a time. HonorLock is simple! All students need to do is log into Canvas and click on the assignment you need to complete. Students will be prompted to add the HonorLock Chrome Extension, which is required to complete the assignment. Then students will need to take a picture, show their ID, and scan their room. HonorLock offers 24/7 customer service VIA phone and live-chat. When students enter the activity the live-chat will be on the bottom-right hand of the screen during the entire exam in case students need their tech support. Also, students can call their support line at (844) 243-2500.

Attendance and Participation Policies

Late and Make-up Work: All assignments must be turned in by the established due date. If a student cannot comply with the assigned due date, s/he must contact the instructor IMMEDIATELY and/or 24 hours before the deadline **for a one (1) time only make-up**. This DOES NOT APPLY to assessments unless the instructor receives a petition from the Dean of Students to accommodate an exceptional situation AND there is evidence that the student has been completing all requirements of the course to that point.

Requirements for class attendance and make-up exams, assignments, and other work in this

course are consistent with university policies that can be found in the online catalog at:

<https://catalog.ufl.edu/ugrad/current/regulations/info/attendance.aspx>.

Incompletes: The Lower Division Spanish Program abides by the University policy on Incomplete grades (<http://www.registrar.ufl.edu/staff/grades.html#incomplete>) and we will NOT assign any I grades except under truly exceptional extenuating circumstances. Students MUST arrange a meeting with the instructor and with Prof. Antonio Gil, if they believe their situation qualifies for consideration.

Extra Credit: Extra credit will be available for attending additional LinguaMeeting Experiences. See detailed explanation below.

S/U Option: Students can choose to take this course S/U if desired. Please see <http://www.registrar.ufl.edu/pdf/SUgradeoption.pdf>

Procedure for Conflict Resolution

Any classroom issues, disagreements or grade disputes should be discussed first between the instructor and the student. If the problem cannot be resolved, please contact the appropriate Level Coordinator or the Department Chair. Be prepared to provide documentation of the problem, as well as all graded materials for the semester. Issues that cannot be resolved departmentally will be referred to the University Ombuds Office (<http://www.ombuds.ufl.edu>; 392-1308) or the Dean of Students Office (<http://www.dso.ufl.edu>; 392-1261). For further information refer to https://www.dso.ufl.edu/documents/UF_Complaints_policy.pdf (for residential classes) or <http://www.distance.ufl.edu/student-complaintprocess> (for online classes).

UNIVERSITY POLICIES

University Policy on Academic Integrity

“UF students are bound by The Honor Pledge which states, “We, the members of the University of Florida community, pledge to hold ourselves and our peers to the highest standards of honor and integrity by abiding by the Honor Code. On all work submitted for credit by students at the University of Florida, the following pledge is either required or implied: “On my honor, I have neither given nor received unauthorized aid in doing this assignment.” The Honor Code (<http://www.dso.ufl.edu/sccr/process/student-conduct-honorcode/>) specifies a number of behaviors that are in violation of this code and the possible sanctions. Furthermore, you are

obligated to report any condition that facilitates academic misconduct to appropriate personnel. If you have any questions or concerns, please consult with the instructor or TAs in this class.

All submitted work must be the student's own original work. The use of computer – or internet based translation programs (Google) is not allowed. No one outside of the course, STUDENT OR NOT, should look at the assigned Contraseña/Canvas activities, suggest changes, or make corrections to a student's work. Any evidence of disallowed resources or work that is not a product of a student's own intellectual process will be handled according to the student honor code policy. The submitted assignment will earn a grade of zero and the student may receive a course penalization of a full letter grade or more depending on the infraction.

Accommodations

Students with disabilities who experience learning barriers and would like to request academic accommodations should connect with the Disability Resource Center by visiting <https://disability.ufl.edu/students/get-started>. It is important for students to share their accommodation letter with their instructor and discuss their access needs, as early as possible in the semester.

Resources Available to Students

Health and Wellness

- *U Matter, We Care*: umatter@ufl.edu; 392-1575
- *Counseling and Wellness Center*: <http://www.counseling.ufl.edu/cwc/Default.aspx>; 392-1575
- *Sexual Assault Recovery Services (SARS)*: Student Health Care Center; 392-1161
- *University Police Department*: <http://www.police.ufl.edu/>; 392-1111 (911 for emergencies)

Academic Resources

- *E-learning technical support*: Learningsupport@ufl.edu; <https://lss.at.ufl.edu/help.shtml>; 352-392-4357 (opt. 2)
- *Career Resource Center*: Reitz Union; <http://www.crc.ufl.edu/>; 392-1601
- *Library Support*: <http://cms.uflib.ufl.edu/ask>
- *Teaching Center*: Broward Hall; 392-2010 or 392-6420
- *Writing Studio*: 302 Tigert Hall; <http://writing.ufl.edu/writing-studio/>; 846-1138

Procedure for Conflict Resolution

Any classroom issues, disagreements or grade disputes should be discussed first between the instructor and the student. If the problem cannot be resolved, please contact the appropriate Level Coordinator or the Department Chair. Be prepared to provide documentation of the problem, as well as all graded materials for the semester. Issues that cannot be resolved

departmentally will be referred to the University Ombuds Office (<http://www.ombuds.ufl.edu>; 392-1308) or the Dean of Students Office (<http://www.dso.ufl.edu>; 392-1261). For further information refer to https://www.dso.ufl.edu/documents/UF_Complaints_policy.pdf (for residential classes) or <http://www.distance.ufl.edu/student-complaintprocess> (for online classes).

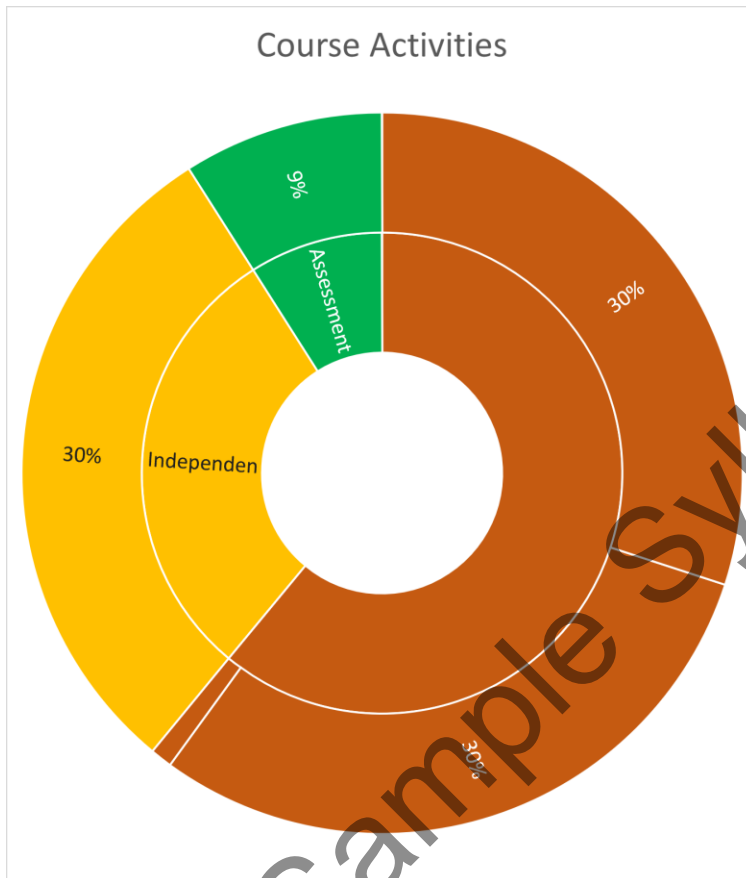
Course Evaluations

Students are expected to provide professional and respectful feedback on the quality of instruction in this course by completing course evaluations online via GatorEvals. Guidance on how to give feedback in a professional and respectful manner is available at <https://gatorevals.aa.ufl.edu/students>. Students will be notified when the evaluation period opens and can complete evaluations through the email they receive from GatorEvals, in their Canvas course menu under GatorEvals, or via <https://ufl.bluera.com/ufl/>. Summaries of course evaluation results are available to students at <https://gatorevals.aa.ufl.edu/public-results/>.

Sample Syllabus

Grading Scale and Policies

Students will be evaluated based on the criteria described below. Rubrics are available in Canvas. For more information about the current UF grading policies for assignments and grade points go to the [UF Grades and Grading Policies web page](#).



Percent	Grade	Grade Points
93 or above	A	4.00
90 – 92	A-	3.67
87 – 89	B+	3.33
83 – 86	B	3.00
80 – 82	B-	2.67
77 – 79	C+	2.33
73 – 76	C(S)	2.00
70 – 72	C-(U)	1.67
67 – 69	D+	1.33
63 – 66	D	1.00
60 – 62	D-	0.67
59 or below	E	0.00

NOTE: A grade of C- will not be a qualifying grade for major, minor, Gen Ed, Gordon Rule or Basic Distribution Credit courses. For further information regarding passing grades and grade point equivalents, please refer to the Undergraduate Catalog at <https://catalog.ufl.edu/ugrad/current/regulations/info/grades.aspx>.

Collaborative Practice	Independent Practice	Assessments
<ul style="list-style-type: none"> Weekly “Review and Practice” Activities (VoiceThread) - 30% LinguaMeeting activities (“Ccoaching sessions” and “Experiences”) – 30% Introductory activities and “Orientation Webinar”– 1% 	<ul style="list-style-type: none"> Contraseña Activities – 30% 	<ul style="list-style-type: none"> Assessments – 9% <ul style="list-style-type: none"> - Exam 1 - Exam 2 - Final Oral Project

Collaborative Practice Activities

- **“Review and Practice” Activities (VoiceThread)**

These weekly activities offer an opportunity to work with different culturally authentic materials (videos, articles, audio clips, etc.) to develop grammatical accuracy, listening comprehension, and fluency of the topics presented and practiced in the Contraseña activities.

These activities are a culminating activity and should be done after everything else for the week has been completed. They are also time demanding and students should budget between 2-3 hours to complete each VoiceThread. Although these activities will weigh heavily on the student's final grade, and are fundamental to succeeding in other aspects of the course, **the lowest grade will be dropped.**

- **LinguaMeeting Activities:**

1. **LinguaMeeting: Language Coaching Sessions –**

This class includes a live Spanish language learning component. This activity is an integral and mandatory part of the class. Students will sign up for (12) 30-minute small group coaching sessions with a trained language coach from South America or Spain. Students will meet virtually using the LinguaMeeting platform accessible via Contraseña. Students will need access to headphones, a microphone, and a webcam.

These sessions are conversational in nature and are intended to be an opportunity to put into practice what students have been learning from other course activities. They are not intended to be a “test” or tutorial of the grammatical aspects of class, but rather a time to practice students' listening and speaking skills. The sessions are recorded (available to students post session) and will be viewed by the instructor.

There are three parts to the coaching sessions:

- **LinguaMeeting: “Antes de la sesión” (Before the session)**

Before the first coaching session for each unit (6/semester), students should complete a warm up activity called - LinguaMeeting “Antes de la Sesión,” which can be found assigned in the Contraseña online textbook/platform. It is an independent activity which is auto-graded.

- **LinguaMeeting: “Durante la sesión” (During the sesión)**

These are the 30-minute weekly sessions attended live. You can select from a wide variety of days/times. If none fit your schedule, it is your responsibility to reach out to support@linguameeting.com to request accommodations. More information about scheduling will be available on the Canvas page.

During these sessions, students should listen for or directly request from their coach the information that is necessary to answer the “preguntas de conversación” (conversation questions) that are listed on the “Durante la Sesión” tab in Contraseña

(see fig. 1) as well as available on the LinguaMeeting dashboard under assignments.

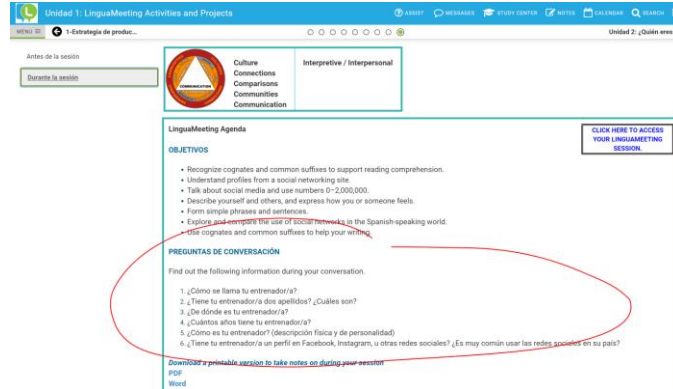


Figure 1. View of "Preguntas de Conversación" as seen in Contraseña

- LinguaMeeting: "Despues de la sesión" (After the session)

After every 2 units (4 coaching sessions) students are to report back to the instructor the information gathered in each session to answer the "preguntas de conversación." Students will submit this information via a Canvas activity called - LinguaMeeting: "Despues de la sesión". It is set up as a quiz format, but it is not timed and students can revise their answers as many times as they'd like prior to the deadline. Only a random sample of the "preguntas de conversación" will be asked, but students should keep their notes from these sessions as the final oral project will be based on the knowledge they have gathered about their coach and his/her country during these sessions.

Grades for the LinguaMeeting Coaching Sessions are assigned according to a rubric (available in Canvas) based on attendance and degree of participation, not accuracy or fluency, during the session **as well as the response to pre and post-session activities (Antes/Después de la sesión).**

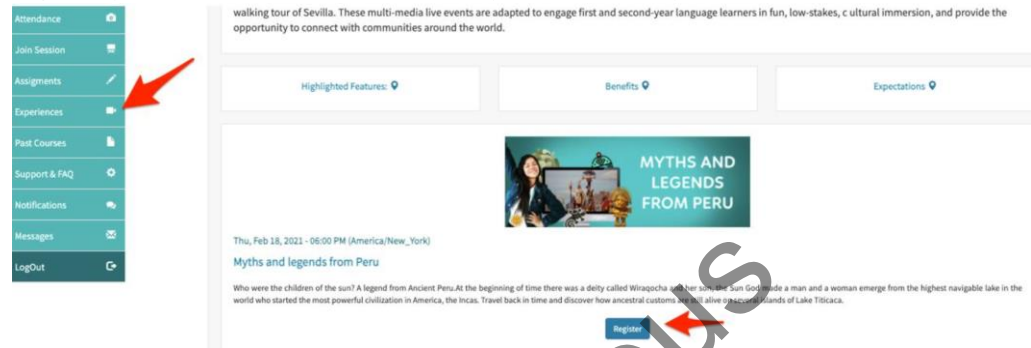
Although these sessions, are fundamental to succeeding in other aspects of the course, to allow for student flexibility the **lowest two (2) grades of the LinguaMeeting sessions (not other related activities, ie. Después de la sesión or the Oral project) will be dropped.**

2. LinguaMeeting: "Experiences" –

During the course students must attend a **minimum of 3** LinguaMeeting Experiences (**additional experiences can be attended for extra credit**). These Experiences are a complementary activity to the LinguaMeeting coaching sessions that allow students to participate in diverse cultural opportunities in the target language. These Zoom style events, hosted by LinguaMeeting coaches, include topics as diverse as a personalized concert by a Spanish-guitar-playing host, a cooking class by a Honduran chef, a walking tour of Sevilla, and a visit to a chocolate factory in Ecuador. These multi-media live events are adapted to engage first and second-year language learners in fun, low-stakes, cultural immersion, and provide the opportunity to connect with communities around the world (<https://youtu.be/wr2VLTiFYfU> - promo video).

Numerous events are scheduled throughout the semester so the student may choose the experiences that most interest them or best fit their schedule. To receive credit, students must:

- 1.) Register for each event: - Login to LinguaMeeting and click on the Experiences tab and register (Attendance will be shared with your instructor.)



- 2.) Attend the entire event (once you register you will be sent the log-in information):

Expectations:

- Participate during the experience in the form of chat/emoticons/poll (**students will not be put on the spot to speak**).
- Complete any student-satisfaction survey administered by LinguaMeeting upon completion of the experience.

- 3.) Complete a "Reflection Activity" for each of the events you attend (these can be submitted at any time after the event, but the deadline for them, as posted in Canvas, is the last Sunday of the semester).

- 4.) Complete an "end-of-semester" survey which will provide students with a code to input in Canvas for credit to be adjudicated. Students will not receive credit for attending the event, if this survey is not completed. (It will be available during the last week of the semester.)

All four steps must be completed to receive course credit.

In addition, students may participate in up to 3 additional Experiences for up to 3% extra credit added to their final grade in this course (1% per event), but students must complete all 4 steps outlined above to receive the extra credit. **I highly recommend students attend as many events as possible** as they will greatly help with the language acquisition process. Students should keep an eye on the LinguaMeeting Experiences tab as new ones may be added each week with approximately 5-6 events scheduled for each month (on different days and times).

○ **"Orientation Webinar"**

To discuss and develop students' learning strategies, early in the semester, students will meet with the instructor and peers to review the structure and content of the course. This will provide

students with an opportunity to clarify any doubts and concerns regarding how to prepare oneself for the rest of the course. Students who are unable to attend the synchronous session will have an alternate assignment to complete.

Independent Practice Activities

○ Contraseña Activities

You will be assigned a variety of homework assignments from the Contraseña site, consisting of tutorials, grammar exercises, listening and writing practice, etc. You are responsible for completing all the assigned activities (Computer graded and Instructor graded).

Maximize Your Language Learning

Contraseña offers many resources for learning Spanish. Students will find a variety of opportunities to continue practicing independently, including study guides that can be downloaded, various Vocabulary and Grammar Tutorials, and downloadable media. Students are encouraged to use these resources every week.

Assessments

○ Exams

Students will complete **Exam 1** and **Exam 2** via Canvas and proctored by HonorLock. It will assess students' listening, reading, grammatical, vocabulary, and speaking skills. A brief study guide will be provided. Complete details and grading rubric will be available on Canvas.

○ Oral Project

Students will create one VoiceThread presentation summarizing their experience with their language coach drawing upon the notes they have taken throughout their sessions ("*Durante la sesión*"). Students will use multimedia (photos, videos...) to enhance and personalize the presentation. This project will assess students' ability to spontaneously talk about a familiar topic and to discuss different cultural contexts. Complete details and grading rubric will be available on Canvas.

Course Schedule

Week # Dates	Objectives	Assignments (detailed information available in Canvas)	BREAKDOWN OF ASSIGNMENTS	Due Date
wk 1 9 – 15 ene	Introductory Activities	<ol style="list-style-type: none"> 1. Read syllabus, upload profile picture, enroll in Contraseña, post a “Hello” message in the VoiceThread assignment “Conociéndonos” 2. Syllabus Quiz 3. Contraseña: Readiness Quiz 4. Orientation Webinar and follow-up quiz 	<ul style="list-style-type: none"> ▪ Register for Contraseña and LinguaMeeting ▪ Read syllabus ▪ Upload profile picture, ▪ Syllabus Quiz ▪ Post a message in the VoiceThread assignment “Conociéndonos”. ▪ Contraseña: Readiness Quizzes ▪ Orientation Webinar and follow-up quiz 	viernes 11:59pm
	Unidad 1 ¿Quién soy?	<ol style="list-style-type: none"> 5. Contraseña activities: U1 – Part 1 6. “Review and Practice” Activities (VoiceThread) - Unidad 1 part 1. 	<ul style="list-style-type: none"> ▪ Introducción y meta final ▪ Estrategia de comprensión: Leer <ul style="list-style-type: none"> ○ Preparar ○ Aplicar ▪ Contraseña: Texto <ul style="list-style-type: none"> ○ Introducción ○ Preparar ○ Aplicar ▪ Vocabulario <ul style="list-style-type: none"> ○ Preparar: Vocabulario 1 ○ Preparar: Vocabulario 2 ○ Aplicar ○ Comprobar ○ Practica Adicional ▪ Gramática I <ul style="list-style-type: none"> ○ Preparar ○ Aplicar ○ Comprobar ○ Practica Adicional 	domingo 11:59pm

			<ul style="list-style-type: none"> ▪ “Review and Practice” Activities (VoiceThread) - Unidad 1 part 1. 	
wk 2 17-22 ene		1. Contraseña activities: U1 – Part 2 2. LinguaMeeting language coaching session 1 3. “Review and Practice” Activities (VoiceThread)- Unidad 1 part 2.	<ul style="list-style-type: none"> ▪ Gramática II <ul style="list-style-type: none"> ○ Preparar ○ Aplicar ○ Comprobar ○ Practica Adicional ▪ Exploración cultural <ul style="list-style-type: none"> ○ Introducción ○ Preparar ○ Aplicar ▪ Estrategia de producción: Escribir <ul style="list-style-type: none"> ○ Preparar: Ortografía ○ Aplicar: Ortografía ○ Preparar: Destreza ○ Aplicar: Destreza ▪ LinguaMeeting <ul style="list-style-type: none"> ○ Antes de la sesión (unidad 1) ○ Durante la sesión – LinguaMeeting language coaching sesión 1 (unidad 1) ▪ “Review and Practice” Activities (VoiceThread)- Unidad 1 part 2. 	domingo (Sunday) 11:59pm
wk 3 23-29 ene	Unidad 2 ¿Quién eres tú?	1. Contraseña activities: U2 – Part 1 2. “Review and Practice” Activities (VoiceThread)- Unidad 2 part 1 3. LinguaMeeting language coaching session 2	<ul style="list-style-type: none"> ▪ Introducción y meta final ▪ Estrategia de comprensión: Escuchar <ul style="list-style-type: none"> ○ Preparar ○ Aplicar ▪ Contraseña: Texto <ul style="list-style-type: none"> ○ Introducción ○ Preparar ○ Aplicar ▪ Vocabulario <ul style="list-style-type: none"> ○ Preparar: Vocabulario 1 ○ Preparar: Vocabulario 2 ○ Aplicar ○ Comprobar ○ Practica Adicional ▪ Gramática I <ul style="list-style-type: none"> ○ Preparar ○ Aplicar ○ Comprobar ○ Practica Adicional ▪ LinguaMeeting <ul style="list-style-type: none"> ○ Durante la sesión - LinguaMeeting language coaching sesión 2 (unidad 1) 	domingo 11:59pm

			<ul style="list-style-type: none"> ▪ “Review and Practice” Activities (VoiceThread)- Unidad 2 part 1 	
wk 4 30 ene – 5 feb		1. Contraseña activities: U2 – Part 2 2. “Review and Practice” Activities (VoiceThread) Unidad 2 part 2 3. LinguaMeeting language coaching session 3	<ul style="list-style-type: none"> ▪ Gramática II <ul style="list-style-type: none"> ○ Preparar ○ Aplicar ○ Comprobar ○ Practica Adicional ▪ Exploración cultural <ul style="list-style-type: none"> ○ Introducción ○ Preparar ○ Aplicar ▪ Estrategia de producción: Hablar <ul style="list-style-type: none"> ○ Preparar: Pronunciación ○ Aplicar: Pronunciación ○ Preparar: Destreza ○ Aplicar: Destreza ▪ LinguaMeeting <ul style="list-style-type: none"> ○ Antes de la sesión (unidad 2) ○ Durante la sesión – LinguaMeeting language coaching sesión 3 (unidad 2) ▪ “Review and Practice” Activities (VoiceThread) Unidad 2 part 2 	domingo 11:59pm
wk 5 6 – 12 feb	Unidad 3 ¿Qué tengo que hacer esta semana?	1. Contraseña activities: U3 – Part 1 2. “Review and Practice” Activities (VoiceThread)- Unidad 3 part 1 3. LinguaMeeting language coaching session 4	<ul style="list-style-type: none"> ▪ Introducción y meta final ▪ Estrategia de comprensión: Leer <ul style="list-style-type: none"> ○ Preparar ○ Aplicar ▪ Contraseña: Texto <ul style="list-style-type: none"> ○ Introducción ○ Preparar ○ Aplicar ▪ Vocabulario <ul style="list-style-type: none"> ○ Preparar: Vocabulario 1 ○ Preparar: Vocabulario 2 ○ Aplicar ○ Comprobar ○ Practica Adicional ▪ Gramática I <ul style="list-style-type: none"> ○ Preparar ○ Aplicar ○ Comprobar ○ Practica Adicional ▪ LinguaMeeting <ul style="list-style-type: none"> ○ Durante la sesión - LinguaMeeting language coaching sesión 4 (unidad 2) ○ Después de la sesión – Unidades 1 & 2 ▪ “Review and Practice” Activities 	domingo 11:59pm

			(VoiceThread)- Unidad 3 part 1	
wk 6 13 – 19 feb		1. Contraseña activities: U3 – Part 2 2. Contraseña activities 3. “Review and Practice” Activities (VoiceThread) – Unidad 3 part 1 4. LinguaMeeting language coaching session 5 5. Exam 1 Review	<ul style="list-style-type: none"> ▪ Gramática II <ul style="list-style-type: none"> ○ Preparar ○ Aplicar ○ Comprobar ○ Practica Adicional ▪ Exploración cultural <ul style="list-style-type: none"> ○ Introducción ○ Preparar ○ Aplicar ▪ Estrategia de producción: Escribir <ul style="list-style-type: none"> ○ Preparar: Ortografía ○ Aplicar: Ortografía ○ Preparar: Destreza ○ Aplicar: Destreza ▪ LinguaMeeting <ul style="list-style-type: none"> ○ Antes de la sesión (unidad 3) ○ Durante la sesión – LinguaMeeting language coaching sesión 5 (unidad 3) ▪ “Review and Practice” Activities (VoiceThread) – Unidad 3 part 2 ▪ Complete Exam 1 review activity 	domingo 11:59pm
wk 7 20 – 26 feb	Unidad 4 - ¿Como es mi universidad?	1. Exam 1 2. Contraseña activities: U4 – Part 1 3. “Review and Practice” Activities (VoiceThread) – Unidad 4 part 1 4. LinguaMeeting language coaching session 6	<ul style="list-style-type: none"> ▪ Exam 1 (Unidades 1-3) ▪ Introducción y meta final ▪ Estrategia de comprensión: Escuchar <ul style="list-style-type: none"> ○ Preparar ○ Aplicar ▪ Contraseña: Texto <ul style="list-style-type: none"> ○ Introducción ○ Preparar ○ Aplicar ▪ Vocabulario <ul style="list-style-type: none"> ○ Preparar: Vocabulario 1 ○ Preparar: Vocabulario 2 ○ Aplicar ○ Comprobar ○ Practica Adicional ▪ Gramática I <ul style="list-style-type: none"> ○ Preparar ○ Aplicar ○ Comprobar ○ Practica Adicional ▪ LinguaMeeting <ul style="list-style-type: none"> ○ Durante la sesión - LinguaMeeting language coaching sesión 6 (unidad 3) 	martes 11:59pm domingo 11:59pm

			<ul style="list-style-type: none"> ▪ “Review and Practice” Activities (VoiceThread) – Unidad 4 part 1 	
wk 8 27 feb – 5 mar		1. Contraseña activities: U4 – Part 2 2. “Review and Practice” Activities (VoiceThread) – Unidad 4 part 2 3. LinguaMeeting language coaching session 7	<ul style="list-style-type: none"> ▪ Gramática II <ul style="list-style-type: none"> ○ Preparar ○ Aplicar ○ Comprobar ○ Practica Adicional ▪ Exploración cultural <ul style="list-style-type: none"> ○ Introducción ○ Preparar ○ Aplicar ▪ Estrategia de producción: Hablar <ul style="list-style-type: none"> ○ Preparar: Pronunciación ○ Aplicar: Pronunciación ○ Preparar: Destreza ○ Aplicar: Destreza ▪ LinguaMeeting <ul style="list-style-type: none"> ○ Antes de la sesión (unidad 4) ○ Durante la sesión - LinguaMeeting language coaching sesión 7 (unidad 4) ▪ “Review and Practice” Activities (VoiceThread) – Unidad 4 part 2 	domingo 11:59pm
wk 9 6 – 12 mar	Unidad 5 ¿A quién admira? Pt. 1	1. Contraseña activities: U5 – Part 1 2. “Review and Practice” Activities (VoiceThread) – Unidad 5 part 1 3. LinguaMeeting language coaching session 8	<ul style="list-style-type: none"> ▪ Introducción y meta final <ul style="list-style-type: none"> ○ Estrategia de comprensión: Leer ○ Preparar ○ Aplicar ▪ Contraseña: Texto <ul style="list-style-type: none"> ○ Introducción ○ Preparar ○ Aplicar ▪ Vocabulario <ul style="list-style-type: none"> ○ Preparar: Vocabulario 1 ○ Preparar: Vocabulario 2 ○ Aplicar ○ Comprobar ○ Practica Adicional ▪ Gramática I <ul style="list-style-type: none"> ○ Preparar ○ Aplicar ○ Comprobar ○ Practica Adicional ▪ LinguaMeeting <ul style="list-style-type: none"> ○ Durante la sesión - LinguaMeeting language coaching sesión 8 (unidad 4) ○ Después de la sesión – Unidades 3 & 4 ▪ “Review and Practice” Activities 	domingo 11:59pm

			(VoiceThread) – Unidad 5 part 1	
SPRING BREAK 13-17 mar				
wk 10 20 – 26 mar	Unidad 5 ¿A quién admira? Pt. 2	<ol style="list-style-type: none"> 1. Contraseña activities: U5 – Part 2 2. “Review and Practice” Activities (VoiceThread) – Unidad 5 part 2 3. LinguaMeeting language coaching session 9 	<ul style="list-style-type: none"> ▪ Gramática II <ul style="list-style-type: none"> ○ Preparar ○ Aplicar ○ Comprobar ○ Practica Adicional ▪ Exploración cultural <ul style="list-style-type: none"> ○ Introducción ○ Preparar ○ Aplicar ▪ Estrategia de producción: Escribir <ul style="list-style-type: none"> ○ Preparar: Ortografía ○ Aplicar: Ortografía ○ Preparar: Destreza ○ Aplicar: Destreza ▪ LinguaMeeting <ul style="list-style-type: none"> ○ Antes de la sesión (unidad 5) ○ Durante la sesión - LinguaMeeting language coaching sesión 9 (unidad 5) <p>“Review and Practice” Activities (VoiceThread) – Unidad 5 part 2</p>	domingo 11:59pm
wk 11 27 mar - 2 apr	Unidad 6 ¿Quién es mi familia?	<ol style="list-style-type: none"> 1. Contraseña activities: U6 – Part 1 2. “Review and Practice” Activities (VoiceThread) Unidad 6 part 1. 3. LinguaMeeting language coaching session 10 	<ul style="list-style-type: none"> ▪ Introducción y meta final <ul style="list-style-type: none"> ○ Estrategia de comprensión: Escuchar ○ Preparar ○ Aplicar ▪ Contraseña: Texto <ul style="list-style-type: none"> ○ Introducción ○ Preparar ○ Aplicar ▪ Vocabulario <ul style="list-style-type: none"> ○ Preparar: Vocabulario 1 ○ Preparar: Vocabulario 2 ○ Aplicar ○ Comprobar ○ Practica Adicional ▪ Gramática I <ul style="list-style-type: none"> ○ Preparar ○ Aplicar ○ Comprobar ○ Practica Adicional ▪ LinguaMeeting <ul style="list-style-type: none"> ○ Durante la sesión - LinguaMeeting language coaching sesión 10 (unidad 5) 	domingo 11:59pm

			<ul style="list-style-type: none"> ▪ “Review and Practice” Activities (VoiceThread Unidad 6 part 1). 	
wk 12 3 – 9 apr		<ol style="list-style-type: none"> 1. Contraseña activities: U6 – Part 2 2. “Review and Practice” Activities (VoiceThread): Unidad 6 part 2. 3. LinguaMeeting language coaching session 11 	<ul style="list-style-type: none"> ▪ Gramática II <ul style="list-style-type: none"> ○ Preparar ○ Aplicar ○ Comprobar ○ Practica Adicional ▪ Exploración cultural <ul style="list-style-type: none"> ○ Introducción ○ Preparar ○ Aplicar ▪ Estrategia de producción: Hablar <ul style="list-style-type: none"> ○ Preparar: Pronunciación ○ Aplicar: Pronunciación ○ Preparar: Destreza ○ Aplicar: Destreza ▪ LinguaMeeting <ul style="list-style-type: none"> ○ Antes de la sesión (unidad 6) ○ Durante la sesión - LinguaMeeting language coaching sesión 11 (unidad 6) ▪ “Review and Practice” Activities (VoiceThread): Unidad 6 part 2. 	Dom. 11:59
wk 13 10 – 16 apr		<ol style="list-style-type: none"> 1. LinguaMeeting language coaching session 12 2. ORAL PROJECT 	<ul style="list-style-type: none"> ▪ LinguaMeeting <ul style="list-style-type: none"> ○ Durante la sesión – LinguaMeeting language coaching sesión 12 (unidad 6) ○ Después de la sesión – Unidades 5 & 6 ▪ ORAL PROJECT 	Dom. 11:59pm
wk 14 17 – 23 apr	Review	<ol style="list-style-type: none"> 1. “Review and Practice” Activities (VoiceThread): Repaso 1-6 2. Submit all LinguaMeeting Experiences reflections and end-of-semester-survey. 3. Exam 2 Review 	<ul style="list-style-type: none"> ▪ “Review and Practice” Activities (VoiceThread): Repaso 1-6 ▪ Submit all LinguaMeeting Experiences reflections and end-of-semester-survey. ▪ Complete Exam 2 Review Activity 	Dom. 11:59pm
wk 15 24 - 26		Exam 2	<ul style="list-style-type: none"> ▪ EXAM 2 (Unidades 4-6) 	Mier. 11:59pm